

METHOD

A Manufacturing Workstation.
Print Real ABS at 100°C.
Powered by **stratasys**



starting at

\$4,999

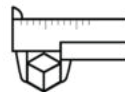
METHOD

METHOD X **NEW**



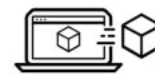
PRINT REAL, PRODUCTION-GRADE ABS WITH A 100°C CHAMBER. POWERED BY STRATASYS®.

- › Capable of withstanding 15°C higher temperatures than modified desktop 3D printer ABS material formulations
- › Powered by Stratasys® SR-30 soluble support material
- › Superior Z-layer bonding provides higher strength and better surface finish without warping and curling



MANUFACTURING-READY MATERIALS INCLUDING REAL ABS, PETG, TOUGH, AND MORE.

- › Finished part dimensional accuracy of $\pm 0.2\text{mm}$ ($\pm 0.007\text{in}$)¹
- › Get unrestricted geometric freedom with the METHOD dual extrusion system
- › Print complex assemblies with exact tolerances



AN AUTOMATED, TINKER-FREE INDUSTRIAL PRINTING SYSTEM.

- › 2x times faster printing than leading desktop 3D printers.²
- › 300,000+ total testing hours on 150+ printers (includes full system and sub system testing).³
- › Seamless CAD to Part workflow with

METHOD APPLICATIONS



END-USE PARTS

Get dimensionally accurate, production-grade, real ABS end-use parts at a fraction of traditional manufacturing costs. METHOD reduces costs and saves time for small production manufacturing runs.



MANUFACTURING TOOLS

Create durable, real ABS parts for the production floor. Print dimensionally accurate jigs, fixtures, and end-effectors that fit seamlessly with existing components.



FUNCTIONAL PROTOTYPES

Prototype with production-grade ABS to achieve part properties close to injection molded parts. Print dimensionally accurate assemblies and validate your designs to get your products to market faster—all at a fraction of industrial 3D printing costs.

FEATURES




DUAL PERFORMANCE EXTRUDERS



DRY-SEALED MATERIAL BAYS



100°C CIRCULATING HEATED BUILD CHAMBER⁴



CONNECTIVITY AND 21 ON-BOARD SENSORS

SPECS

DIMENSIONAL ACCURACY

± 0.2mm / ±0.007in¹

LAYER RESOLUTION

Maximum Capability: 20 - 400 micron

MAXIMUM BUILD VOLUME

Single Extrusion

19 L x 19 W x 19.6 H cm / 7.5 x 7.5 x 7.75 in

Dual Extrusion

15.2 L x 19 W x 19.6 H cm / 6.0 x 7.5 x 7.75 in

EXTRUDERS

Dual Performance Extruders
(Model & Support)

MAKERBOT MATERIALS FOR METHOD

ABS⁴, Stratasys® SR-30⁴, PLA,
TOUGH, PVA, PETG + more to come

MAKERBOT ABS PRECISION MODEL MATERIAL

TENSILE STRENGTH

43 MPa (12% higher than desktop 3D printer ABS)⁵

TENSILE MODULUS

2400 MPa (26% higher than desktop 3D printer ABS)⁵

HEAT DEFLECTION TEMPERATURE (HDT B - 0.45 MPA)

84°C (15°C higher than desktop 3D printer ABS)⁵

POWER REQUIREMENTS

METHOD	METHOD X
100 - 240 V	100 - 240 V
3.9A - 1.6A, 50 / 60 Hz	8.1A - 3.4A, 50 / 60 Hz
400 W max.	800 W max.

¹ ± 0.2mm or ± 0.002 mm per mm of travel – whichever is greater. Based on internal testing of selected geometries.

² Compared to popular desktop 3D printers when using the same layer height and infill density settings. Speed advantage dependent upon object geometry and material.

³ Combined total test hours of METHOD and METHOD X (full system and subsystem testing) expected to be completed around shipping of METHOD X.

⁴ Available only on METHOD X

⁵ Based on internal testing of injection-molded specimens of MakerBot ABS compared to ABS from a leading desktop 3D printer competitor. Tensile testing was performed according to ASTM D638 and HDT testing according to ASTM D648.